

01C

SHAH PRATAP INDUSTRIES PRIVATE LIMITED
STATEMENT OF ASSETS & LIABILITIES FOR THE YEAR ENDED MARCH 31, 2021

	Note No.	As at 31.03.2021	As at 31.03.2020
(Rupees)			
ASSETS			
Non-Current Assets			
(a) Property, Plant & Equipment	1	233,250,000	233,250,000
(b) Capital Work-in-Progress		-	-
(c) Investment Properties		-	-
(d) Financial Assets		-	-
(e) Deferred tax assets (net)		-	-
(f) Other Non Current Assets		-	-
Total Non-Current Assets		233,250,000	233,250,000
Current Assets			
(a) Inventories		-	-
(b) Financial Assets		-	-
i. Cash and Cash Equivalents	2	642	1,038
ii. Bank Balance other than (i) above		-	-
(c) Other Current Assets		-	-
Total Current Assets		642	1,038
TOTAL ASSETS		233,250,642	233,251,038
EQUITY AND LIABILITIES			
EQUITY			
(a) Equity Share Capital	3	1,080,000	1,080,000
(b) Other Equity		-	-
Reserves & Surplus	4	161,913,244	161,930,199
Total Equity		162,993,244	163,010,199
LIABILITIES			
Non-Current Liabilities			
(a) Financial Liabilities		-	-
i. Borrowings		-	-
ii. Trade Payables		-	-
iii. Other Financial Liabilities	5	70,000,000	70,000,000
(b) Provisions		-	-
(c) Other Non-Current Liabilities		-	-
Total non-current liabilities		70,000,000	70,000,000
Current Liabilities			
(a) Financial Liabilities		-	-
i. Borrowings	6	193,607	193,973
ii. Trade Payables		-	-
iii. Other Financial Liabilities		-	-
Creditors for Expenses	7	63,791	46,865
(b) Provisions		-	-
(c) Other Current Liabilities		-	-
Total Current Liabilities		257,398	240,838
Total Liabilities		70,257,398	70,240,838
Total Equity and Liabilities		233,250,642	233,251,037

AS PER OUR REPORT OF EVEN DATE

FOR BHARAT J. JAIN & CO.
CHARTERED ACCOUNTANTS.
(F.R.No. 128179W)

FOR AND ON BEHALF OF THE BOARD

Bharat J. Jain


R. G. Parikh
R. G. PARIKH
DIN : 00496747
(DIRECTOR)

Surendra C. Gurav
SURENDRA C. GURAV
DIN : 00485016
(DIRECTOR)

CA. BHARAT J. JAIN
(PARTNER)
(M.No. 126525)

Place : Thane
Date : 28/06/2021

UDIN:- 21126525AAAEX6053



SHAH PRATAP INDUSTRIES LIMITED
STATEMENT OF PROFIT AND LOSS FOR THE YEAR ENDED 31 MARCH 2021

(Rupees)

	Note No.	Year ended 31.03.21	Year ended 31.03.20
INCOME			
I Revenue From Operations (Gross)		-	-
II Other Income		-	-
III Total Income		-	-
EXPENSES			
IV (a) Cost of Materials Consumed		-	-
(b) Purchases of Stock-in-Trade		-	-
(c) Changes in Inventories of Finished Goods, Work-in-Progress & Stock-in-Trade		-	-
(d) Employee Benefits Expenses		-	-
(e) Finance Costs		-	-
(f) Depreciation and Amortization		-	-
(g) Other Expenses	8	16,955	41,131
Total Expenses		16,955	41,131
V Profit/(Loss) Before Exceptional Items & Tax (III-IV)		(16,955)	(41,131)
VI Exceptional Items		-	-
VII Profit/(Loss) Before Tax (V-VI)		(16,955)	(41,131)
VIII Tax Expenses			
(1) Current Tax		-	-
(2) Deferred Tax (net)		-	-
IX Profit/(Loss) for the year from continuing operations (VII-VIII)		(16,955)	(41,131)
X Profit/(loss) from discontinued operations		-	-
XI Tax expense of discontinued operations		-	-
XII Profit/(loss) from Discontinued operations (after tax) (X-XI)		-	-
XIII Profit/(loss) for the period (IX + XII)		(16,955)	(41,131)
XIV Other Comprehensive Income			
A. (i) Items that will not be reclassified to profit or loss		-	-
A. (ii) Income tax relating to items that will not be reclassified to profit or loss		-	-
B. (i) Items that will be reclassified to profit or loss		-	-
B. (ii) Income tax relating to items that will be reclassified to profit or loss		-	-
XV Total Comprehensive Income for the period (Comprising Profit/ (Loss) and Other Comprehensive Income for the period) (XIII + XIV)		(16,955)	(41,131)
XVI Earnings per equity share (for continuing operations):			
Equity Shares - (Basic & Diluted)		(1.57)	(3.80)
XVII Earnings per equity share (for discontinued operations):			
Equity Shares - (Basic & Diluted)		-	-
XVIII Earnings per equity share (for discontinued & continuing operations):			
Equity Shares - (Basic & Diluted)		(1.57)	(3.80)

Summary of Significant Accounting Policies


The accompanying notes are an integral part of the financial statements.

AS PER OUR REPORT OF EVEN DATE

FOR BHARAT J. JAIN & CO.
CHARTERED ACCOUNTANTS
(F.R.No. 128179W)

Bharatji

CA. BHARAT J. JAIN
(PARTNER)
(M.No. 126525)



FOR AND ON BEHALF OF THE BOARD

R. G. Parikh
R. G. PARIKH
DIN : 00496747
(DIRECTOR)

Surendra C. Gurai
SURENDRA C. GURAI
DIN : 00485016
(DIRECTOR)

Place : Thane

Date : 28/06/2021

UDIN - 2112652 AAAA EK 6053

SHAH PRATAP INDUSTRIES LIMITED
STATEMENT OF CASH FLOWS FOR THE YEAR ENDED 31 MARCH 2021

		(Rupees)	
Particulars		As at 31.03.2021	As at 31.03.2020
A	CASH FLOW FROM OPERATING ACTIVITIES:		
	Profit before exceptional items and tax	(16,955)	(41,131)
	Cash Generated from operations before working capital changes	(16,955)	(41,131)
	Adjustments for:		
	Increase/(decrease) in trade payables	16,926	(8,426)
	Cash generated from operations	(30)	(49,557)
	Taxes paid (net of refunds)	-	-
	Net cash (used in) / generated from operating activities - [A]	(30)	(49,557)
B	CASH FLOW FROM INVESTING ACTIVITIES:		
	Net cash (used in) / generated from investing activities - [B]	-	-
C	CASH FLOW FROM FINANCING ACTIVITIES:		
	Net Borrowings Taken/ (Repaid) during the year	(366)	48,377
	Net cash (used in) / generated financing activities - [C]	(366)	48,377
	Net increase/(decrease) in cash and cash equivalents - [A+B+C]	(396)	(1,180)
	Add: Cash and cash equivalents at the beginning of the year	1,038	2,218
	Cash and cash equivalents at the end of the year (refer Note 2)	642	1,038


Note: The above Statement of Cash Flows has been prepared under the 'Indirect Method' as set out in Ind AS 7, 'Statement of Cash Flows'.

AS PER OUR REPORT OF EVEN DATE

FOR BHARAT J. JAIN & CO.
 CHARTERED ACCOUNTANTS
 (F.R.No. 128179W)

Bhartajai

CA. BHARAT J. JAIN
 (PARTNER)
 (M.No. 126525)



FOR AND ON BEHALF OF THE BOARD

R. G. Parikh
 R. G. PARIKH
 DIN : 00496747
 (DIRECTOR)

Surendra C. Gurav
 SURENDRA C. GURAV
 DIN : 00485016
 (DIRECTOR)

Place : Thane

Date : 28/06/2021

SHAH PRATAP INDUSTRIES LIMITED
STATEMENT OF CHANGES IN EQUITY FOR THE YEAR ENDED 31 MARCH 2021

A. EQUITY SHARE CAPITAL

Balance as at 01.04.2020		
Paid up Equity Share Capital	1,080,000	1,080,000
Changes in Equity Share Capital during the year		-
Balance as at 31.03.2021		1,080,000

B. OTHER EQUITY

	Shares/ Securities Premium	Retained Earnings	Asset Revaluation Reserve
Balance as at 31.03.2020	24,792,000	(96,063,862)	233,202,061
Add: Profit / (Loss) for the year	-	(16,955)	-
Add: Revaluation of Land for the year (OCI)	-	-	-
Balance as at 31.03.2021	24,792,000	(96,080,817)	233,202,061

(i) Securities Premium Reserve: The amount received in excess of face value of the equity shares is recognised in Securities Premium Reserve.

(ii) Retained Earnings: Retained earnings are the profits that the Company has earned till date, less any transfers to general reserve, dividends or other distributions paid to shareholders.


(iii) Asset Revaluation Reserve: This reserve represents the Cumulative gains and losses arising on revaluation of land measured at FVTOCI. This reserve is not available for capitalisation/declaration of dividend/ share buy-back

AS PER OUR REPORT OF EVEN DATE

FOR BHARAT J. JAIN & CO.
CHARTERED ACCOUNTANTS
(F.R.No. 128179W)

Bharti

CA. BHARAT J. JAIN
(PARTNER)
(M.No. 126525)



FOR AND ON BEHALF OF THE BOARD

R. G. Parikh
R. G. PARIKH
DIN : 00496747
(DIRECTOR)

Surendra C. Gurav
SURENDRA C. GURAV
DIN : 00485016
(DIRECTOR)

Place : Thane

Date : 28/06/2021

	As at 31.03.2021	As at 31.03.2020
Note 1 - Property, Plant & Equipment		
Land	233,250,000	233,250,000
	233,250,000	233,250,000

Note 2 - Cash and Cash Equivalents

Balance with banks	38	334
Cash on hand	604	704
	642	1,038

Note 3 - Equity Share Capital

Authorised:

11000 Equity Shares of Rs.100/- each (Previous Year 11000 Shares of Rs.100/- each)	1,100,000	1,100,000
---	-----------	-----------

Issued, Subscribed & Paid Up:

10800 Equity Shares of Rs.100/- each (Previous Year 10800 Shares of Rs.100/- each)	1,080,000	1,080,000
---	-----------	-----------

(a) Reconciliation of the number of shares

Balance at the beginning of the year	10,800	10,800
Issued during the year	-	-
Balance as at the end of the year	10,800	10,800


(b) Rights, preferences and restrictions attached to shares

The Company has one class of equity shares having a par value of Rs. 100 per share. Each shareholder is eligible for one vote per share held. In the event of liquidation, the equity shareholders are eligible to receive the remaining assets of the Company after distribution of all preferential amounts, in proportion to their shareholding. The dividend proposed by the Board of Directors is subject to the approval of the shareholders in the ensuing Annual General Meeting, except interim dividend.

(c) Details of shareholders holding more than 5% of the aggregate shares in the Company

Name of Shareholder : JIK Industries Limited

Particulars	31.03.2021	31.03.2020
No. of Shares	10,210	10,210
% of Shareholding	94.54	94.54



	As at 31.03.2021	As at 31.03.2020
Note 4 - Reserves & Surplus		
(a) Shares/Securities Premium	24,792,000	24,792,000
(b) Capital Reserve	-	-
(c) Capital Redemption Reserve	-	-
(d) Share Forfeiture	-	-
(e) State Subsidy	-	-
(f) General Reserve	-	-
(g) Asset Revaluation Reserve	233,202,061	233,202,061
(h) Surplus/(Deficit) in the statement of Profit & Loss/ Retained Earnings		
As per last Balance Sheet	(96,063,862)	(96,022,731)
Add/ (Less) : Profit/ (Loss) for the year	(16,955)	(41,131)
	<u>(96,080,817)</u>	<u>(96,063,862)</u>
	<u>161,913,244</u>	<u>161,930,199</u>

Note 5 - Non-Current Financial Liabilities

Other Liabilities	70,000,000	70,000,000
	<u>70,000,000</u>	<u>70,000,000</u>

Matters pertaining to the above are currently subjudice. Consequently, no impact has been recognized in the books in respect of the same in terms of IND AS 109.

Note 6 - Current Borrowings

Unsecured Loans


Loan From Related Party	193,607	193,973
	<u>193,607</u>	<u>193,973</u>

Note 7 - Other Financial Liabilities

Creditors for Expenses	63,791	46,865
	<u>63,791</u>	<u>46,865</u>

Note 8 - Other Expenses

	As at 31.03.2021	As at 31.03.2020
Audit Fees	11,800	11,800
Bank Charges	395	1,200
Telephone Expenses	2,760	7,931
Legal & Professional Charges	-	11,000
Filing Fees	2,000	9,200
	<u>16,955</u>	<u>41,131</u>



NOTES FORMING PART OF THE FINANCIAL STATEMENTS FOR THE YEAR ENDED 31 MARCH 2021

Note 9 - Significant Accounting Policies & Notes to Accounts

9.1 Basis Of Preparation & Measurement:

These financial statements have been prepared in accordance with Indian Accounting standards ('Ind AS') notified by the Ministry of Corporate Affairs under section 133 of the Companies Act, 2013 ('Act') read with Rule 3 of the Companies (Indian Accounting Standards) Rules, 2015 (as amended) and the relevant provisions of the Act.

These financial statements have been prepared on an accrual system, based on principle of going concern and under the historical cost convention except for land which has been measured at fair value (Refer Note 9.3)

The financial statements are presented in Indian Rupees ('INR')

9.2 Key Accounting Estimates And Judgements

The preparation of financial statements in accordance with Ind AS requires management to make certain judgments, estimates and assumptions in the application of accounting policies that affect the reported amounts of assets, liabilities, income and expenses as also the disclosures of contingent liabilities as at the date of the financial statements. Actual results may differ from these estimates, with the differences between the same being recognized in the period in which the results are known or materialize. Continuous evaluation is done on the estimation and judgments based on historical experience and other factors, including expectations of future events that are believed to be reasonable. Revisions to accounting estimates are recognised prospectively.

9.3 Property Plant & Equipment:


(a) Initial Measurement & Recognition

Items of Property, plant and equipment are carried at cost less accumulated depreciation and impairment losses, if any. The cost of an item of Property, plant and equipment comprises its purchase price, including import duties and other non refundable taxes or levies and any directly attributable cost of bringing the assets to its working condition for its intended use with any trade discounts or rebates being deducted in arriving at purchase price. Cost of the assets also includes interest on borrowings attributable to acquisition of qualifying fixed assets incurred up to the date the asset is ready for its intended use.

If significant parts of an item of property, plant and equipment have different useful lives, then they are accounted for as separate items (major components) of Property, plant and equipment.

Cost of Items of Property, plant and equipment not ready for intended use as on the balance sheet date, is disclosed as capital work in progress. Advances given towards acquisition of property, plant and equipment outstanding at each balance sheet date are disclosed as Capital Advances under Other non-current Assets.

An item of property, plant and equipment is derecognised upon disposal or when no future economic benefits are expected to arise from the continued use of the asset. Any gain or loss on disposal of an item of property plant and equipment is determined as the difference between the sale proceeds and the carrying amount of the asset and recognised in statement of profit and loss.



(b) Subsequent expenditure

Subsequent expenditure relating to fixed assets is capitalised only if such expenditure results in an increase in the future benefits from such asset beyond its previously assessed standard of performance

9.4 Depreciation:

Depreciation is provided on the straight line method based on estimated useful life prescribed under Schedule II to the Companies Act, 2013, except for Freehold land which is not depreciated. Depreciation on assets added/disposed off during the year is provided on pro-rata basis from the date of addition or up to the date of disposal, as applicable.

The residual values, useful lives and method of depreciation of property, plant and equipment is reviewed at each financial year end and adjusted prospectively, if appropriate.

9.5 Impairment Of Assets:

At the end of each reporting period, the Company reviews the carrying amounts of its tangible and intangible assets to determine whether there is any indication that those assets have suffered an impairment loss. If any such indication exists, the recoverable amount of the asset is estimated in order to determine the extent of the impairment loss

Impairment loss is recognized wherever the carrying amount of an asset is in excess of its recoverable amount and the same is recognized as an expense in the statement of profit and loss and carrying amount of the asset is reduced to its recoverable amount.

Reversal of impairment losses recognized in the prior years is recorded when there is an indication that the impairment losses recognized for the asset no longer exist or have decreased.

9.6 Fair Value Measurement

The Fair Values of Financial assets and liabilities are determined at the amount at which the same could be sold or transferred in an orderly transaction between willing market participants at the measurement date.

The Management has assessed that the fair Value of cash and short-term deposits, trade and other short term receivables, trade payables, other current liabilities, and other short-term financial instruments approximate their carrying amounts largely due to the short term maturities of these instruments


9.7 Financial Instruments

Financial Assets

Recognition and measurement

Financial assets are recognised when the Company becomes a party to the contractual provisions of the instrument. On initial recognition, a financial asset is recognised at fair value, in case of Financial assets which are recognised at fair value through profit and loss (FVTPL), its transaction cost are recognised in the statement of profit and loss. In other cases, the transaction cost are attributed to the acquisition value of the financial asset. Financial assets are subsequently classified as measured at

- amortised cost
- fair value through profit and loss (FVTPL)
- fair value through other comprehensive income (FVOCI)



- (a) **Measured at amortised cost:** Financial assets that are held within a business model whose objective is to hold financial assets in order to collect contractual cash flows that are solely payments of principal and interest, are subsequently measured at amortised cost using the effective interest rate ('EIR') method less impairment, if any. The amortisation of EIR and loss arising from impairment, if any is recognised in the Statement of Profit and Loss.
- (b) **Measured at fair value through other comprehensive income:** Financial assets that are held within a business model whose objective is achieved by both, selling financial assets and collecting contractual cash flows that are solely payments of principal and interest, are subsequently measured at fair value through other comprehensive income. Fair value movements are recognized in the other comprehensive income (OCI). Interest income measured using the EIR method and impairment losses, if any are recognised in the Statement of Profit and Loss. On derecognition, cumulative gain or loss previously recognised in OCI is reclassified from the equity to 'other income' in the Statement of Profit and Loss.
- (c) **Measured at fair value through profit or loss:** A financial asset not classified as either amortised cost or FVOCI, is classified as FVTPL. Such financial assets are measured at fair value with all changes in fair value, including interest income and dividend income if any, recognised as 'other income' in the Statement of Profit and Loss

Financial assets are not reclassified subsequent to their recognition, except if and in the period the Company changes its business model for managing financial assets.

Derecognition

The Company derecognises a financial asset when the contractual rights to the cash flows from the financial asset expire, or it transfers the contractual rights to receive the cash flows from the asset.

Financial Liabilities:

Initial recognition and measurement


Financial liabilities are recognised when the Company becomes a party to the contractual provisions of the instrument. Financial liabilities are initially measured at the amortised cost unless at initial recognition, they are classified as fair value through profit and loss.

Subsequent measurement

Financial liabilities are subsequently measured at amortised cost using the EIR method. Financial liabilities carried at fair value through profit or loss are measured at fair value with all changes in fair value recognised in the Statement of Profit and Loss.

Derecognition

A financial liability is derecognised when the obligation specified in the contract is discharged, cancelled or expires.



Financial Instruments by Category

As at 31-03-2021	Carrying Amount			Fair Value
	Amortised Cost	FVTPL	FVTOCI	
Financial Assets				
Cash and bank balances	642			642
Financial Liabilities				
Borrowings	1,93,607			1,93,607
Other Financial Liabilities – Non-Current	7,00,00,000			7,00,00,000
Other Financial Liabilities - Current	63,791			63,791
As at 31-03-2020	Carrying Amount			Fair Value
	Amortised Cost	FVTPL	FVTOCI	
Financial Assets				
Cash and bank balances	1,038			1,038
Financial Liabilities				
Borrowings	1,93,973			1,93,973
Other Financial Liabilities – Non-Current	7,00,00,000			7,00,00,000
Other Financial Liabilities - Current	46,865			46,865

9.8 Taxation:


Income tax expense for the year comprises of current tax and deferred tax. It is recognised in the Statement of Profit and Loss except to the extent it relates to a business combination or to an item which is recognised directly in equity or in other comprehensive income.

Current tax is the expected tax payable/receivable on the taxable income/ loss for the year using applicable tax rates at the Balance Sheet date, and any adjustment to taxes in respect of previous years. Interest income/ expenses and penalties, if any, related to income tax are included in current tax expense.

Deferred tax is recognised in respect of temporary differences between the carrying amount of assets and liabilities for financial reporting purposes and the corresponding amounts used for taxation purposes. Deferred tax is recognized using the tax rates enacted, or substantively enacted, by the end of the reporting period.

Deferred tax assets are recognised only to the extent that it is probable that future taxable profits will be available against which the asset can be utilised. In case of unabsorbed depreciation or carry forward losses, deferred tax assets are recognized only to the extent there is virtual certainty that sufficient future taxable profits will be available against which the assets can be realized. Deferred tax assets are reviewed at each reporting date and reduced to the extent that it is no longer probable that the related tax benefit will be realised.

Current tax assets and current tax liabilities are offset when there is a legally enforceable right to set off the recognised amounts and there is an intention to settle the asset and the liability on a net basis. Deferred tax assets and deferred tax liabilities are offset when there is a legally enforceable right to set off current tax assets against current tax liabilities; and the deferred tax assets and the deferred tax liabilities relate to income taxes levied by the same taxation authority.



9.9 Provisions, Contingent Liabilities and Contingent Assets:

Provisions are recognised when the Company

- (a) has a present obligation (legal or constructive) as a result of a past event,
- (b) it is probable that an outflow of resources embodying economic benefits will be required to settle the obligation and
- (c) a reliable estimate can be made of the amount of the obligation.

Provisions are measured at the best estimate of the expenditure required to settle the present obligation at the Balance Sheet date. If the effect of the time value of money is material, provisions are discounted to reflect its present value using a current pre-tax rate that reflects the current market assessments of the time value of money and the risks specific to the obligation. When discounting is used, the increase in the provision due to the passage of time is recognised as a finance cost.

Contingent liabilities are not recognized, but are disclosed when there is a possible obligation arising from past events, the existence of which will be confirmed only by the occurrence or non-occurrence of one or more uncertain future events not wholly within the control of the Company or a present obligation that arises from past events where it is either not probable that an outflow of resources will be required to settle the obligation or a reliable estimate of the amount cannot be made.

Contingent Assets are neither recognized nor disclosed in the financial statements.

The Company's pending litigations comprise litigations pertaining to the property held by it which have been pending for a protracted period of time before various Courts. The Future cash outflows in respect of the above matters and the effects of the same on the Company's financial position are determinable only on receipt of the respective judgments/ decisions which are currently pending at various forums/ authorities or on the litigations being otherwise settled. No specific disclosures in respect of contingent liabilities in this regard have been made in terms of Para 92 of IND AS 37, as disclosures regarding the estimate of the financial effect of such contingent liability, timing of such outflow, etc. in terms of Para 86 of IND AS 37 may prejudice seriously the position of the Company in the litigations pertaining to the property.


9.10 Related Parties Disclosures

Information on related party transactions as required by Indian Accounting Standard 24 (Ind AS 24) on related party disclosures for the year ended 31 March 2021.

i) List of Related parties and their Relationships:

(a) Holding Company:

Name	Principal Place of Business	% of Holding
JIK Industries Limited (JIK)	India	94.54



(b) Subsidiaries of Holding Company

Name	Principal Place of Business
I. A. & I. C. Pvt. Limited (IAIC)	India
Durlabh Commodities Private Limited (DCPL)	India

(c) Key Managerial Personnel: (KMP)
Shri.Rajendra G. Parikh (RGP)

Note: Related party relationship is identified by the Company and relied upon by the auditors.

ii) Details of Transactions with Related Parties:
(figures in bracket pertains to previous Year).

Sr No.	Nature of transaction	Holding Company	KMP
		JIK	RGP
1.	Loans & Advances Taken	NIL (17,281)	5,634 (31,096)
2.	Loans & Advances Repaid	NIL (NIL)	6,000 (NIL)


iii) The amount outstanding and maximum balance outstanding at any time during the Year (figures in bracket pertains to previous Year).

Sr No	Name	Amount Due on March 31, 2021	Maximum Amount Due
1.	JIK Industries Limited	1,22,947 (1,22,947)	1,22,947 (1,22,947)
2.	Rajendra G. Parikh	70,660 (71,026)	70,660 (71,026)

9.11

Earnings per Share:

	March 31,2021	March 31,2020
Net Profit after Tax as per Statement of Profit and Loss attributable to Equity Shareholders	(16,955)	(41,131)
Weighted Average number of Equity Shares used as denominator for calculating Basic EPS	10,800	10,800
Basic Earnings per Share (Rs.)	(1.57)	(3.80)
Diluted Earnings per Share (Rs.)	(1.57)	(3.80)
Face Value per Equity Share (Rs.)	100	100



9.12 Earnings in Foreign Currency : NIL (P. Y. NIL)
Expenditure in Foreign Currency : NIL (P. Y. NIL)

9.13 Auditors Remunerations (including Service tax/ GST, where applicable)

	Current Period (Rupees)	Previous Year (Rupees)
a) Statutory Audit	11,800	11,800
b) Internal Audit	-	-
c) Tax Audit	-	-
d) Certification & tax matters, etc.	-	-
	11,800	11,800


9.14 Previous years' figures have been regrouped /reclassified wherever considered necessary.
Figures have been rounded off to the nearest rupee.

The accompanying notes are an integral part of the financial statements

For BHARAT J. JAIN & CO.
CHARTERED ACCOUNTANTS
(F.R.No. 128179W)

Bhatia

CA. BHARAT J.JAIN
(PARTNER)
(M.No. 126525)



FOR AND ON BEHALF OF THE BOARD

R.G. Parikh
R.G.PARIKH
DIN:00496747
(DIRECTOR)

Surendra C. Gurav
SURENDRA C. GURAV
DIN:00485016
(DIRECTOR)

Place : Thane
Date :